

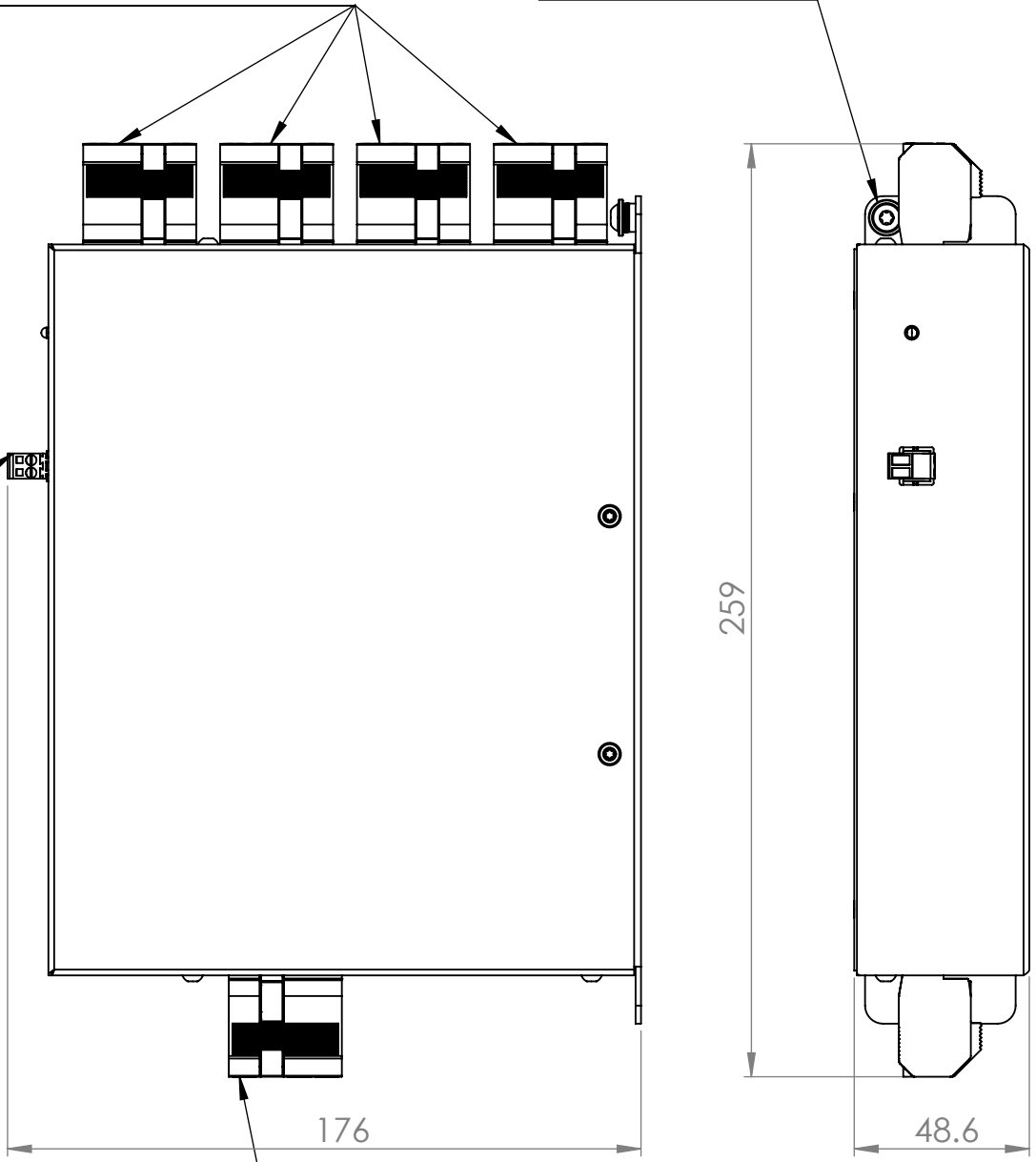
Connectors

X1-X4: DC-Bus Out Connectors
Weidmüller 1060570000

Protective Earth
Connection (M4)

X5: Status Connector
Weidmüller 1615670000

X7: DC-Bus In Connector
Weidmüller 1060570000

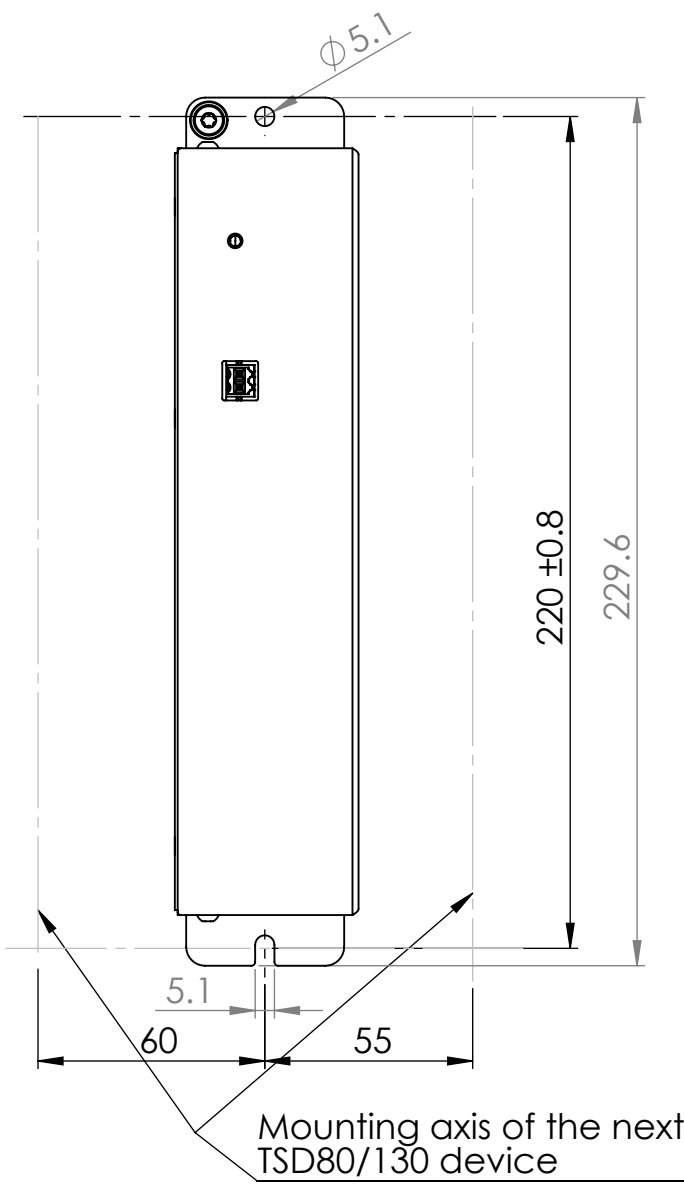


Mounting


Use two M4 screws

Orientation: Mount the device as shown, vertically for air ventilation, the DC-Bus Out connectors must be on top.

Cooling of the device:
Do not block the openings. The device is cooled by convective air.



3D-View



UNLESS OTHERWISE SPECIFIED: DIMENSIONS ARE IN MILLIMETERS SURFACE FINISH: TOLERANCES: LINEAR: ANGULAR:				FINISH:		DEBURR AND BREAK SHARP EDGES		DO NOT SCALE DRAWING		Revision: 0	
								Triamec Motion AG Lindenstrasse 16 / 6340 BAAR / SWITZERLAND			
	NAME		SIGNATURE		DATE				TITLE: TPDC Mounting		
DRAWN	U.Probst				2022-9-17						
CHK'D											
APPV'D											
MFG											
Q.A						MATERIAL:		DWG NO. TPDC-Mounting			A3
							WEIGHT:		SCALE:1:2		SHEET 1 OF 1